



CERBRAS

CERÂMICAS



Somos uma das maiores fábricas de pisos e revestimentos do Brasil e a única do Norte e Nordeste certificada no Sistema de gestão da qualidade pela norma ABNT NBR ISO 9001:2015, e no produto, pela norma ABNT NBR 13818:1997 e Portaria Inmetro nº 412/2014 através do CCB, organismo acreditado pela Coordenação Geral de Acreditação do Inmetro, o que atesta sua conformidade. Fundada em 1990 e instalada em Maracanaú – Ceará, atualmente possui capacidade produtiva de 38.400.000m²/ano, através de um processo fabril totalmente automatizado, com tecnologia Italiana de última geração. A nossa presença no Brasil e em mais de 30 países consolida uma marca que há 3 décadas tem como foco a satisfação dos clientes, sempre oferecendo o que há de mais moderno no nosso segmento. Tudo isso, aliado ao respeito pelos colaboradores, parceiros e a um crescimento autossustentável, tornando a CERBRAS uma referência no mercado cerâmico brasileiro e mundial.

We are one of the biggest floor and wall ceramic tiles and porcelain factories in Brazil, and the only one in the North and Northeast regions with a certification in quality by ABNT (Brazilian Technical Regulations Association) system (referent to ABNT NBR ISO 9001:2015), as well as for the product (ABNT NBR 13818:1997) and the National Institute for Metrology, Regulation and Industrial Quality (INMETRO) ordinance number 412/2014. The General Cabinet for Accreditation of INMETRO has certificated those through CCB, and organization accredited by it, which certifies our compliance according to the law. Founded in 1990 and located in Maracanaú, State of Ceará, CERBRAS holds a production capacity of 38,400,000 sq mt per year, through an industrial process completely automatized, with up-to-date Italian technology. CERBRAS' presence in Brazil and more than 30 countries reinforces a brand with three decades of focus on its customers' satisfaction, always offering the most modern in our sector. All of this, allied with respect for our collaborators, partners and with a sustainable growth which makes CERBRAS a reference within the ceramic market, both in Brazil and worldwide.



CERÂMICA COM TECNOLOGIA DE PORCELANATO



POLIMENTO COM
NANO TECNOLOGIA



MÁXIMA PROTEÇÃO
ANTI-MANCHAS



FÁCIL LIMPEZA



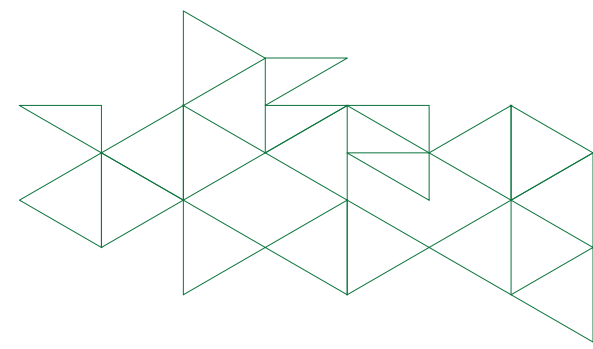
BORDAS
RETIFICADAS



ENQUADRAMENTO
PERFEITO



JUNTA 2 mm






MILANO POLIDO HD

Linha **Tech**


Luminatto Beige Polido



56cmx56cm

PEI 3

Luminatto Blanco Polido



56cmx56cm

PEI 3

Linha **Acrópole**

Napoli Polido HD



56cmx56cm

PEI 3


Milano Polido HD



56cmx56cm

PEI 3






Linha **Acrópole**



Araripe Bege | Brilhante



46x46cm | 18"x 18"

PEI 4

Araripe Cinza | Brilhante



46x46cm | 18"x 18"

PEI 4


Diamantina Bege HD | Brilhante



46x46cm | 18"x 18"

PEI 4


Diamantina Marfim HD | Brilhante



46x46cm | 18"x 18"

PEI 4

Manaus Bege HD | Brilhante



46x46cm | 18"x 18"

PEI 4


Manaus Cinza HD | Brilhante



46x46cm | 18"x 18"

PEI 4


Dunas Bege | Brilhante



46x46cm | 18"x 18"

PEI 4


Dunas Verde | Brilhante



46x46cm | 18"x 18"

PEI 4

Atenas Bege HD | Alto Brilho



57x57cm | 22,5"x 22,5"

PEI 4


Atenas Cinza HD | Alto Brilho



57x57cm | 22,5"x 22,5"

PEI 4


Viena Bege HD | Alto Brilho



57x57cm | 22,5"x 22,5"

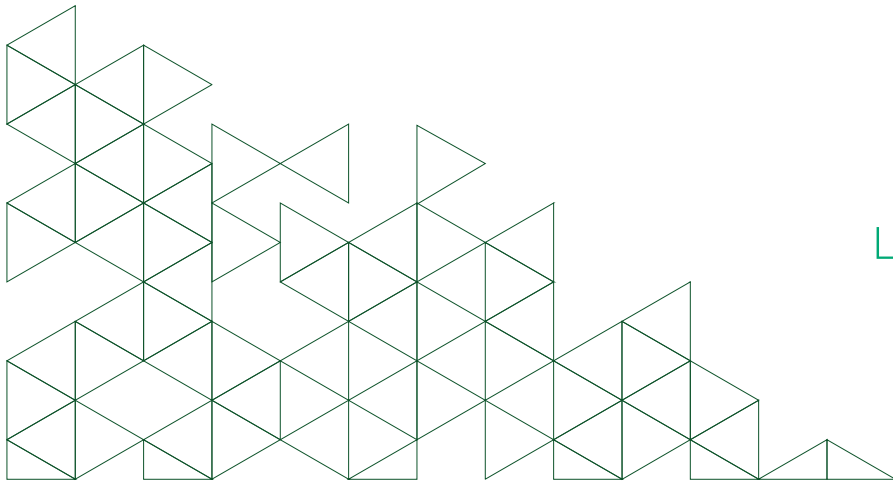
PEI 4

Viena Cinza HD | Alto Brilho



57x57cm | 22,5"x 22,5"

PEI 4



Linha **Stone**



Tianguá Cinza HD | Acetinado



46x46cm | 18"x 18"

PEI 4


Ubatuba HD | Acetinado



33x46cm | 13"x 18"

PEI 3

Aracati Bege HD | No Slip



46x46cm | 18"x 18"

PEI 4

Aracati Cinza HD | No Slip



46x46cm | 18"x 18"

PEI 4

Parati HD | Granilhado



46x46cm | 18"x 18"

PEI 5

Marajó Deck HD | Granilhado



46x46cm | 18"x 18"

PEI 5

Estoril HD | Granilhado



46x46cm | 18"x 18"

PEI 4

Cascais HD | Granilhado



46x46cm | 18"x 18"

PEI 4


Carpina Deck HD | Granilhado



46x46cm | 18"x 18"

PEI 4

Búzios HD | Granilhado



46x46cm | 18"x 18"

PEI 5

Caribe Bege HD | Granilhado



57x57cm | 22,5"x 22,5"


PEI 5

Caribe Natural HD | Granilhado



57x57cm | 22,5"x 22,5"

PEI 5



Linha **Tech**



AURORA BEGE

Icapuí Branco | Granilhado



57x57cm | 22,5"x 22,5"

PEI 5

Icapuí Branco | Granilhado



46x46cm | 18"x 18"

PEI 5

Neve | Granilhado



57x57cm | 22,5"x 22,5"

PEI 5


Neve | Granilhado



46x46cm | 18"x 18"

PEI 5


Cristal | Brilhante



46x46cm | 18"x 18"

PEI 4


Cristal | Brilhante



33x46cm | 13"x 18"

PEI 4


Aurora Branco | Alto Brilho



57x57cm | 22,5"x 22,5"

PEI 4


Aurora Branco | Alto Brilho



46x46cm | 18"x 18"

PEI 4


Aurora Branco | Alto Brilho



33x46cm | 13"x 18"

PEI 4


Aurora Bege | Alto Brilho



57x57cm | 22,5"x 22,5"

PEI 4


Aurora Bege | Alto Brilho



46x46cm | 18"x 18"

PEI 4


Aurora Bege | Alto Brilho



33x46cm | 13"x 18"

PEI 4

Quartzo Branco | Acetinado



57x57cm | 22,5"x 22,5"

PEI 4


Quartzo Branco | Acetinado



46x46cm | 18"x 18"

PEI 4


Quartzo Branco | Acetinado



33x46cm | 13"x 18"

PEI 4


Quartzo Bege | Acetinado



57x57cm | 22,5"x 22,5"

PEI 4


Quartzo Bege | Acetinado



46x46cm | 18"x 18"

PEI 4

Quartzo Bege | Acetinado




33x46cm | 13"x 18"

PEI 4



30 ANOS
CONSTRUINDO
SONHOS.



Linha **Wood**



VIENA BEGE HD | SANTORINI MATTE HD

Ipu Marfim HD | Brilhante



46x46cm | 18"x 18"

PEI 4


Ipu Mogno HD | Brilhante



46x46cm | 18"x 18"

PEI 3

Tianguá Bege HD | Acetinado



46x46cm | 18"x 18"

PEI 3

Firenze Marfim HD | Alto Brilho



57x57cm | 22,5"x 22,5"

PEI 4

Firenze Natural HD | Alto Brilho



57x57cm | 22,5"x 22,5"

PEI 3


Santorini Deck HD | Granilhado



57x57cm | 22,5"x 22,5"

PEI 4


Santorini Matte HD | Acetinado



57x57cm | 22,5"x 22,5"

PEI 3

Travertino Lux HD | Alto Brilho



57x57cm | 22,5"x 22,5"


PEI 4

Travertino Matte HD | Acetinado



57x57cm | 22,5"x 22,5"

PEI 4




Linha **Urban**



PANAMÁ RETRÔ HD | PANAMÁ CINZA HD


Terrace Bege HD | Acetinado



46x46cm | 18"x 18"

PEI 4

Panamá Cinza HD | Acetinado



57x57cm | 22,5"x 22,5"


PEI 4

Panamá Retrô HD | Acetinado



57x57cm | 22,5"x 22,5"

PEI 3



Linha **Versatile**



Itapuã HD | Acetinado




33x46cm | 13"x 18" PEI 3

Piripiri HD | Brilhante




33x46cm | 13"x 18" PEI 3

Cariri Branco | Brilhante



33x46cm | 13"x 18" PEI 3

Cariri Mix HD | Brilhante



33x46cm | 13"x 18" PEI 3

Cariri Cinza HD | Brilhante



33x46cm | 13"x 18" PEI 3

Cariri Bege HD | Brilhante



33x46cm | 13"x 18" PEI 3

Cariri Telha HD | Brilhante




33x46cm | 13"x 18" PEI 3

Cariri Azul HD | Brilhante



33x46cm | 13"x 18" PEI 3

Cariri Preto HD | Brilhante



33x46cm | 13"x 18" PEI 3

INFORMAÇÕES TÉCNICAS

PEI	PEI	Movimento no local / Level	Indicações de uso / Use Indicator
	Resistência à abrasão	PEI 2	Leve / Light Traffic
Resistance to abrasion	PEI 3	Médio / Medium Traffic	Pisos internos, sem acesso direto à áreas externas (calçadas/rua) e paredes / indoor use
	PEI 4	Intenso / Intense Traffic	Pisos internos do imóvel, inclusive os que possuem acesso direto à área externa (calçadas/ruas) e paredes / All Ambients of a house
	PEI 5	Superintenso / High Traffic	Pisos internos e externos inclusive áreas externas (calçadas/ruas) e paredes / All ambients indoor ans outdoor

INFORMAÇÕES DE EMBALAGEM / PACKAGING INFORMATION

PARÂMETROS TÉCNICOS / TECHNICAL PARAMETERS	DIMENSÃO NOMINAL / NOMINAL FORMAT			
	46x46	57x57	33x46	56x56 Super Prime
Área de Cobertura por Caixa / Coverage area per box	2,3m²	2,62m²	2,23m²	2,19m²
Área de Cobertura por Palete / Coverage area per pallet	165,60m²	94,32m²	160,56m²	78,84m²
Peso Líquido por m² / Liquid gross per sq m²	12,30	14,14	12,78	16,78
Peso Bruto por m² / Gross weight per sq m²	12,47	14,39	12,95	17,23
Peso Aproximado por Peça (Kg) / approximate weight per piece	2,571	4,630	1,900	5,250
*Peso Aproximado por Caixa / Approximate weight per box	28,28	37	28,50	36,75
*Peso Aproximado por palete líquido (Kg) / Approximate Weight per Liquid Pallet	2.036	1.333	2.052	1.323
*Peso Aproximado por palete bruto (Kg) / Approximate Weight per Gross Pallet (Kg)	2.065	1.403	2.214	1.358
Quantidade de Peças por Caixa / Quantity of pieces per box	11	8	15	7
Quantidade de Caixas por Palete / Quantity of box per pallet	72	36	72	36
Dimensão de Fabricação / Fabrication dimension	456,5 x 456,5mm	571,8 x 571,8mm	326,3 x 455,3mm	560x560mm
Espessura de Fabricação / Fabrication thickness	6,4	7,0	6,4	7,8
Absorção de Água / Water absorption	BIb (6% a 10%)	BIb (6% a 10%)	BIb (6% a 10%)	BIb (6% a 10%)
Carga de Ruptura / Modulus of rupture	≥ 500	≥ 500	≥ 500	≥ 800
Módulo de Resistência à Flexão / Modulus of bending	≥ 18	≥ 18	≥ 18	≥ 18
Expansão por Umidade / Moisture expansion	≤ 0,60	≤ 0,60	≤ 0,60	≤ 0,60
Resistência ao Manchamento (Limpabilidade) / Stain resistance	≥ classe 3	≥ classe 3	≥ classe 3	≥ classe 3
Resistência ao Gretamento / Cracking resistance	Resistente	Resistente	Resistente	Resistente
Resistência aos Agentes Químicos / Resistance to household chemicals	≥ GLB	≥ GLB	≥ GLB	≥ GLB
Natureza da Superfície / Surface nature	GL (esmaltada)	GL (esmaltada)	GL (esmaltada)	GL (esmaltada)
Uso domésticos e tratamento em piscinas / Domestic use - treatment pools	≥ GB	≥ GB	≥ GB	≥ GB
Junta de assentamento	4mm	4mm	4mm	2mm

COEFICIENTE DE ATRITO / FRICTION COEFFICIENT	INDICAÇÕES DE USO / USE INDICATOR
< 0,4	Satisfatório para instalações normais / Satisfactory for normal installations
≥ 0,4	Recomendado para uso onde se requer resistência ao escorregamento / Recommended for slip resistance floor.

Faça um planejamento prévio do serviço:

- Para evitar o surgimento de eflorescência no futuro, o contra-piso deve ser impermeabilizado;
- Usar juntas de, no mínimo, 4mm para os produtos CERBRAS;
- A argamassa de rejuntamento deve ser impermeável e flexível;
- É vedado caminhar sobre o piso recém assentado por até 3 dias;
- Na limpeza final, após no mínimo 2 semanas do rejuntamento, use água e detergente neutro;
- Não use ácidos, eles danificam o produto.



Rua José Tarcísio Mota Sá, 1333
Distrito Industrial III
CEP: 61931-070 - Maracanaú
Ceará - Brasil